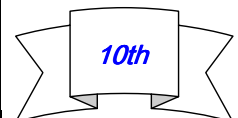
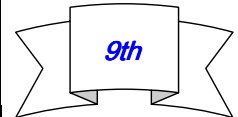
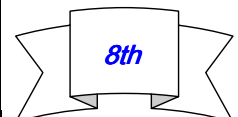
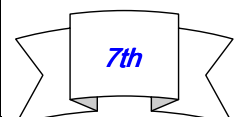
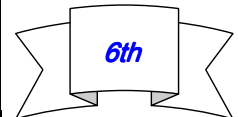
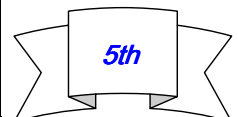
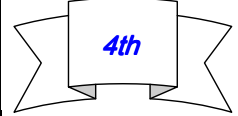
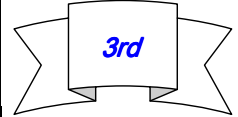
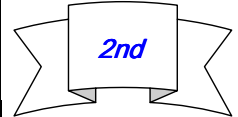
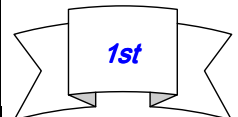


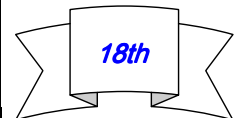

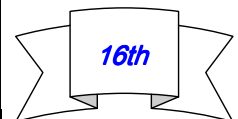
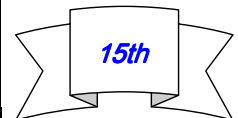
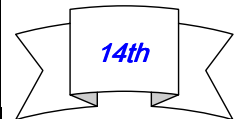
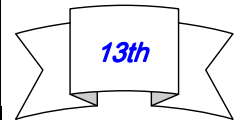
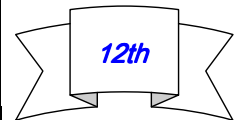
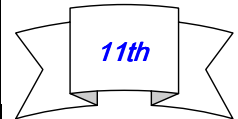
## 2009 Challenge Cup Standings

PLAYER	TEAM	CUP HANDICAP	GROSS SAT	GROSS SUN	NET SAT	NET SUN	TOTAL GROSS	TOTAL NET	+/-
Dale, Boyd	Lampson	26	91	84	65	65	175	130	-14
Abersfeller, Jeff	Lampson	25	94	91	69	66	185	135	-9
Lampson, Bill	Lampson	20	89	83	69	65	172	134	-10
Maiocco, Jim	Lampson	20	91	86	71	66	177	137	-7
							<b>TOTAL</b>	<b>-40</b>	
Littlewood, Cody	Brand Energy Solutions #2	21	76	80	65	65	156	130	-14
Prinz, Rob	Brand Energy Solutions #2	35	101	103	66	68	204	134	-10
Wood, Dennis	Brand Energy Solutions #2	25	97	87	72	65	184	137	-7
Valentine, Don	Brand Energy Solutions #2	28	96	105	68	77	201	145	1
							<b>TOTAL</b>	<b>-30</b>	
Allen, Todd	RSC	26	90	84	65	65	174	130	-14
Steen, Tony	RSC	28	97	91	69	65	188	134	-10
Croft, Rob	RSC	32	102	101	70	69	203	139	-5
Barrett, Dan	RSC	33	108	101	75	68	209	143	-1
							<b>TOTAL</b>	<b>-30</b>	
Kent, Charles	INQUIPCO	32	104	89	72	57	193	129	-15
Lamberten, Bob	INQUIPCO	8	80	71	72	63	151	135	-9
Schulgen, Dennis	INQUIPCO	24	96	96	72	72	192	144	0
Buntz, Jeff	INQUIPCO	25	97	97	72	72	194	144	0
							<b>TOTAL</b>	<b>-24</b>	
Bohacek, Mike	Brand Energy Solutions #1	16	82	78	66	65	160	131	-13
Luks, Scott	Brand Energy Solutions #1	20	92	83	72	65	175	137	-7
Ameen, Paul	Brand Energy Solutions #1	7	80	76	73	69	156	142	-2
Bowlin, Johnny	Brand Energy Solutions #1	0	76	68	76	68	144	144	0
							<b>TOTAL</b>	<b>-22</b>	
Oglee, Calvin	CMC	24	89	90	65	66	179	131	-13
Starek, Mark	CMC	24	95	96	71	72	191	143	-1
Lewis, Dennis	CMC	34	106	107	72	73	213	145	1
Evans, Wayne	CMC	18	91	91	73	73	182	146	2
							<b>TOTAL</b>	<b>-11</b>	
Anderson, Lee	H&E Equipment	20	92	81	72	65	173	137	-7
Cornaby, Leon	H&E Equipment	22	94	84	72	65	178	137	-7
Sexton, Bob	H&E Equipment	22	97	92	75	70	189	145	1
Burr, Cary	H&E Equipment	27	107	97	80	70	204	150	6
							<b>TOTAL</b>	<b>-7</b>	
Schulz, Kurt	Cape	20	88	89	68	69	177	137	-7
Garrett, Bob	Cape	6	80	71	74	65	151	139	-5
Thoma, Kyle	Cape	31	99	105	68	74	204	142	-2
Bray, Lance	Cape	2	80	76	78	74	156	152	8
							<b>TOTAL</b>	<b>-6</b>	
Aldrich, Mark	Victaulic	26	85	90	65	65	175	130	-14
Almont, Zack	Victaulic	8	81	73	73	65	154	138	-6
Sparks, Patrick	Victaulic	24	96	102	72	78	198	150	6
Lonsert, Don	Victaulic	12	90	89	78	77	179	155	11
							<b>TOTAL</b>	<b>-3</b>	
Gillen, Todd	Edgen Murray	17	84	87	67	70	171	137	-7
Luigs, Perry	Edgen Murray	36	110	104	74	68	214	142	-2
Wallace, Tim	Edgen Murray	11	83	87	72	76	170	148	4
Bushow, Bob	Edgen Murray	18	90	98	72	80	188	152	8
							<b>TOTAL</b>	<b>3</b>	



## 2009 Challenge Cup Standings

PLAYER	TEAM	CUP HANDICAP	GROSS SAT	GROSS SUN	NET SAT	NET SUN	TOTAL GROSS	TOTAL NET	+/-
Cleaveland, Brian	Southwire	16	89	83	73	67	172	140	-4
Meyer, Steve	Southwire	20	89	93	69	73	182	142	-2
Sides, Brian	Southwire	16	92	87	76	71	179	147	3
Tairney, Chip	Southwire	13	96	81	83	68	177	151	7
							<b>TOTAL</b>	<b>4</b>	
Podair, Seth	Champion Wire	12	84	79	72	67	163	139	-5
Moos, Daren	Champion Wire	36	109	103	73	67	212	140	-4
Carpenter, Stan	Champion Wire	14	94	81	80	67	175	147	3
Brown, Hank	Champion Wire	17	100	89	83	72	189	155	11
							<b>TOTAL</b>	<b>5</b>	
Kadmas, Dan	Rommismo Companies	36	99	88	65	65	187	130	-14
Myers, Dave	Rommismo Companies	35	105	100	70	65	205	135	-9
Bachmeier, Daryl	Rommismo Companies	36	119	91	83	65	210	148	4
Zingraf, Bryan	Rommismo Companies	36	114	126	78	90	240	168	24
							<b>TOTAL</b>	<b>5</b>	
McCarty, Everett	Lake Cable	19	86	83	67	65	169	132	-12
Runzel, Bill	Lake Cable	27	99	94	72	67	193	139	-5
Lorence, Bryan	Lake Cable	16	93	96	77	80	189	157	13
Strauss, Howard	Lake Cable	7	83	91	76	84	174	160	16
							<b>TOTAL</b>	<b>12</b>	
Borowski, John	Anixter	16	90	80	74	64	170	138	-6
Vigil, Johnny	Anixter	29	108	90	79	65	198	144	0
Deutsch, Michael	Anixter	13	94	86	81	73	180	154	10
Wilson, Jim	Anixter	16	101	91	85	75	192	160	16
							<b>TOTAL</b>	<b>20</b>	
Ravithis, Jeff	Graybar	33	92	92	65	65	184	130	-14
Mead, Craig	Graybar	19	85	82	66	65	167	131	-13
McIntyre, Kevin	Graybar	31	109	97	78	66	206	144	0
Trolander, Bob	Graybar	28	142	142	114	114	284	228	84
							<b>TOTAL</b>	<b>57</b>	
Trafney, Tom	CIE	28	94	83	66	65	177	131	-13
Denkers, Mike	CIE	17	86	83	69	66	169	135	-9
Loggins, Kevin	CIE	15	92	78	77	65	170	142	-2
Russell, Keith	CIE	26	142	142	116	116	284	232	88
							<b>TOTAL</b>	<b>64</b>	
Gearhart, Ryan	Border Construction Specialties/5 Star Products	0	73	64	73	64	137	137	-7
Korber, William	Border Construction Specialties/5 Star Products	24	93	100	69	76	193	145	1
Woodward, Scott	Border Construction Specialties/5 Star Products	36	108	142	72	106	250	178	34
Humphrey, Doug	Border Construction Specialties/5 Star Products	12	91	142	79	130	233	209	65
							<b>TOTAL</b>	<b>93</b>	



Gross 142 scores  
are no shows or  
lost score cards

Net 65 scores are MAX allowed under TIC CUP  
Handicaps 10+

Ties go to the team with the lowest avg handicap