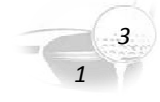
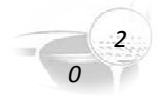
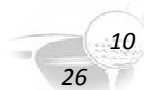
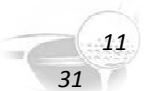









2010 Challenge Cup Standings






Player	Team	Handicap	Gross Sat	Gross Sun	Net Sat	Net Sun	Total Gross	Total Net	+/-
Lampson, Peter	Lampson #2	33	97	99	66	66	196	132	-12
Mansfield, Patrick	Lampson #2	10	75	79	66	69	154	135	-9
Cornwell, Tony	Lampson #2	22	87	96	66	74	183	140	-4
Moltz, Thomas	Lampson #2	36	110	103	74	67	213	141	-3
Meyer, Steve	Southwire	20	89	87	69	67	176	136	-8
Sides, Brian	Southwire	19	92	90	73	71	182	144	0
Ramsey, Doug	Southwire	16	92	87	76	71	179	147	3
Cleaveland, Brian	Southwire	17	100	79	83	66	179	149	5
Conrad, Jim	United Rentals	36	110	95	74	66	205	140	-4
Joyner, John	United Rentals	29	101	100	72	71	201	143	-1
Burns, Brad	United Rentals	21	93	96	72	75	189	147	3
Hamrock, Andy	United Rentals	17	89	92	72	75	181	147	3
Ressa, Mike	Lake Cable	26	98	94	72	68	192	140	-4
McCarty, Everett	Lake Cable	17	88	89	71	72	177	143	-1
Strauss, Howard	Lake Cable	12	86	84	74	72	170	146	2
Lorence, Bryan	Lake Cable	21	99	94	78	73	193	151	7
Crooks, Steve	Tee Up For Tots	15	87	80	72	66	167	138	-6
MacDonald, Andrew	Tee Up For Tots	16	88	94	72	78	182	150	6
Walker, Bill	Tee Up For Tots	22	97	98	75	76	195	151	7
Zillman, Jerry	Tee Up For Tots	21	97	99	76	78	196	154	10
Valentine, Donnie	Brand Energy Solutions #2	28	95	105	67	77	200	144	0
Ameen, Paul	Brand Energy Solutions #2	6	79	79	73	73	158	146	2
Bowlin, Johnny	Brand Energy Solutions #2	0	71	76	71	76	147	147	3
Littlewood, Cody	Brand Energy Solutions #2	11	86	93	75	82	179	157	13
Toole, Allen	Cape Electrical Supply	18	87	90	69	72	177	141	-3
Bray, Lance	Cape Electrical Supply	5	78	77	73	72	155	145	1
Meglio, Mike	Cape Electrical Supply	25	92	106	67	81	198	148	4
Garrett, Bob	Cape Electrical Supply	9	90	88	81	79	178	160	16
Brown, Nathan	Champion Wire	36	109	101	73	66	210	139	-5
Podair, Seth	Champion Wire	14	86	82	72	68	168	140	-4
Brown, Hank	Champion Wire	22	96	98	74	76	194	150	6
Carpenter, Stan	Champion Wire	17	93	106	76	89	199	165	21
Wilson, Jim	Anixter	19	91	88	72	69	179	141	-3
Wagner, Scott	Anixter	22	94	92	72	70	186	142	-2
Vigil, Johnny	Anixter	33	109	108	76	75	217	151	7
Pino, Sam	Anixter	21	95	107	74	86	202	160	16



2010 Challenge Cup Standings

Evans, Wayne	CMC Construction Services	21	84	99	66	78	183	144	0	
Lavenue, Ken	CMC Construction Services	36	116	103	80	67	219	147	3	
Morey, Jason	CMC Construction Services	3	75	78	72	75	153	147	3	
OgLee, Calvin	CMC Construction Services	21	99	107	78	86	206	164	20	
Delay, Scott	F&M MAFCO	36	105	95	69	66	200	135	-9	
Kraemer, Shain	F&M MAFCO	36	107	96	71	66	203	137	-7	
Lawson, Reggie	F&M MAFCO	20	92	86	72	66	178	138	-6	
Vernon, Tom	F&M MAFCO	36	137	132	101	96	269	197	53	
Pitts, Kevin	Brand Energy Solutions #1	9	81	76	72	67	157	139	-5	
Sadowski, Joe	Brand Energy Solutions #1	14	86	91	72	77	177	149	5	
Prinz, Rob	Brand Energy Solutions #1	31	111	108	80	77	219	157	13	
Bohacek, Mike	Brand Energy Solutions #1	11	94	95	83	84	189	167	23	
Denkers, Mike	CIE Wire & Cable, Inc	20	93	89	73	69	182	142	-2	
Bailey, Richard	CIE Wire & Cable, Inc	17	89	89	72	72	178	144	0	
Borowski, John	CIE Wire & Cable, Inc	19	99	99	80	80	198	160	16	
Loggins, Kevin	CIE Wire & Cable, Inc	17	108	92	91	75	200	166	22	
Gibson, Tyler	Graybar	36	111	101	75	66	212	141	-3	
Trolander, Bob	Graybar	29	101	100	72	71	201	143	-1	
Ravithis, Jeff	Graybar	27	102	110	75	83	212	158	14	
McIntyre, Kevin	Graybar	33	122	121	89	88	243	177	33	
Anderson, Lee	H&E Equipment	15	86	92	71	77	178	148	4	
VanVranken, Keith	H&E Equipment	23	97	103	74	80	200	154	10	
Cornaby, Leon	H&E Equipment	17	97	95	80	78	192	158	14	
Burr, Cary	H&E Equipment	30	112	111	82	81	223	163	19	
Dale, Boyd	Lampson #1	27	101	101	74	74	202	148	4	
Maiocco, Jim	Lampson #1	20	92	97	72	77	189	149	5	
Lampson, Bill	Lampson #1	21	106	97	85	76	203	161	17	
Abersfeller, Jeff	Lampson #1	25	111	105	86	80	216	166	22	
Dawley, Paul	Cooper Crouse-Hinds	27	99	93	72	66	192	138	-6	
Schulz, Kurt	Cooper Crouse-Hinds	24	91	99	67	75	190	142	-2	
Fox, Joe	Cooper Crouse-Hinds	36	113	118	77	82	231	159	15	
Kostewa, Rick	Cooper Crouse-Hinds	36	140	122	104	86	262	190	46	
Myers, Dave	Rommismo Companies	32	101	98	69	66	199	135	-9	
Bachmeier, Daryl	Rommismo Companies	36	103	110	67	74	213	141	-3	
Zingraf, Brian	Rommismo Companies	36	106	134	70	98	240	168	24	
Kadrmias, Dan	Rommismo Companies	27	97	144	70	117	241	187	43	
Rommismo, Ole	Rommismo Companies	28	100	144	72	116	244	188	44	
Croft, Rob	RSC	30	104	109	74	79	213	153	9	

2010 Challenge Cup Standings

Steen, Tony	RSC	25	108	99	83	74	207	157	13	
Allen, Todd	RSC	19	104	94	85	75	198	160	16	
Barrett, Dan	RSC	33	114	115	81	82	229	163	19	
Burch, Craig	ModSpace	35	105	97	70	66	202	136	-8	
Zizza, Bob	ModSpace	19	91	103	72	84	194	156	12	
Krasucki, Richard	ModSpace	32	104	144	72	112	248	184	40	
Jones, Dave	ModSpace	28	100	144	72	116	244	188	44	
Boyd, Scott	CRSI, Inc.	28	100	94	72	66	194	138	-6	
Savage, Jason	CRSI, Inc.	11	83	85	72	74	168	146	2	
Cohen, Mike	CRSI, Inc.	9	105	87	96	78	192	174	30	
Kelly, Kraig	CRSI, Inc.	36	142	139	106	103	281	209	65	
McLean, Thomas	TransCanada	23	95	92	72	69	187	141	-3	
Rasmussen, Shannon	TransCanada	31	103	144	72	113	247	185	41	
Jonson, Lance	TransCanada	36	126	144	90	108	270	198	54	
Roesch, Jenilee	TransCanada	36	127	144	91	108	271	199	55	
Spahr, Mike	Ferguson	33	95	118	66	85	213	151	7	
Long, Wes	Ferguson	36	109	144	73	108	253	181	37	
Shipman, Frank	Ferguson	36	144	114	108	78	258	186	42	
Sevario, Jeff	Ferguson	15	98	144	83	129	242	212	68	